

High Power Dissipation SMT Chip Resistor

SC3 Series

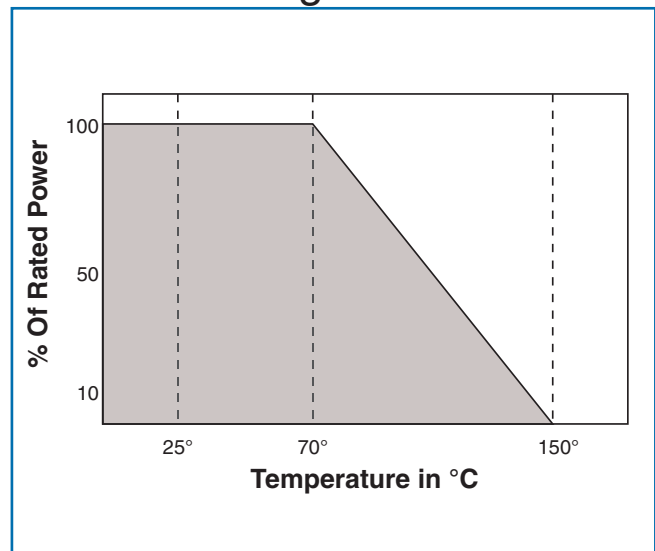
- Tolerances to $\pm 1\%$
- 3 watt rating at 70°C
- Resistance range from 1 to $100\text{K}\Omega$
- Standard Sn/Pb and matte tin (Pb-free) terminations available



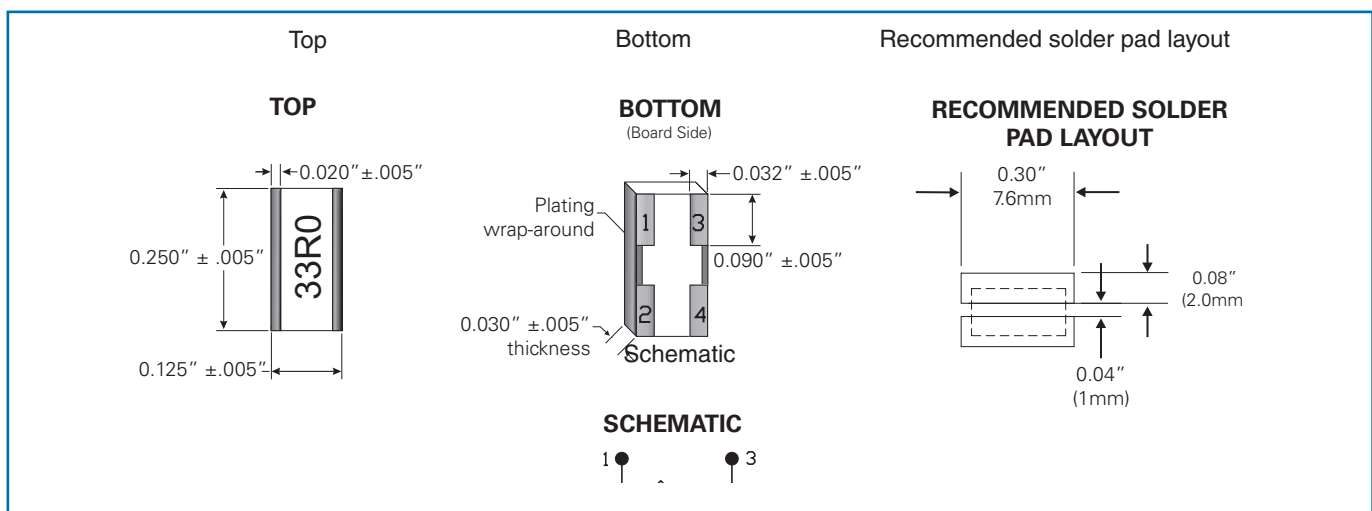
Electrical Data

Resistance Range	1Ω to $100\text{K}\Omega$
Resistance Tolerance	$\pm 1\%$, $\pm 2\%$, $\pm 5\%$
Temperature Coefficient	± 100 ppm/ $^{\circ}\text{C}$
Power Dissipation	3.0 Watts* @ 70°C
Maximum Voltage Rating (not to exceed $\sqrt{P \times R}$)	100 Volts
Operating Temperature Range	-55°C to $+150^{\circ}\text{C}$
Termination	Leach-resistant nickel barrier under solder-plated wrap-around
*Note: With 1" square copper area as heat spreader.	

Power Derating Chart



Physical Data



General Note

IRC reserves the right to make changes in product specification without notice or liability. All information is subject to IRC's own data and is considered accurate at time of going to print.

Advanced Film Division • 4222 South Staples Street • Corpus Christi Texas 78411 USA
Telephone: 361 992 7900 • Facsimile: 361 992 3377 • Website: www.ircct.com

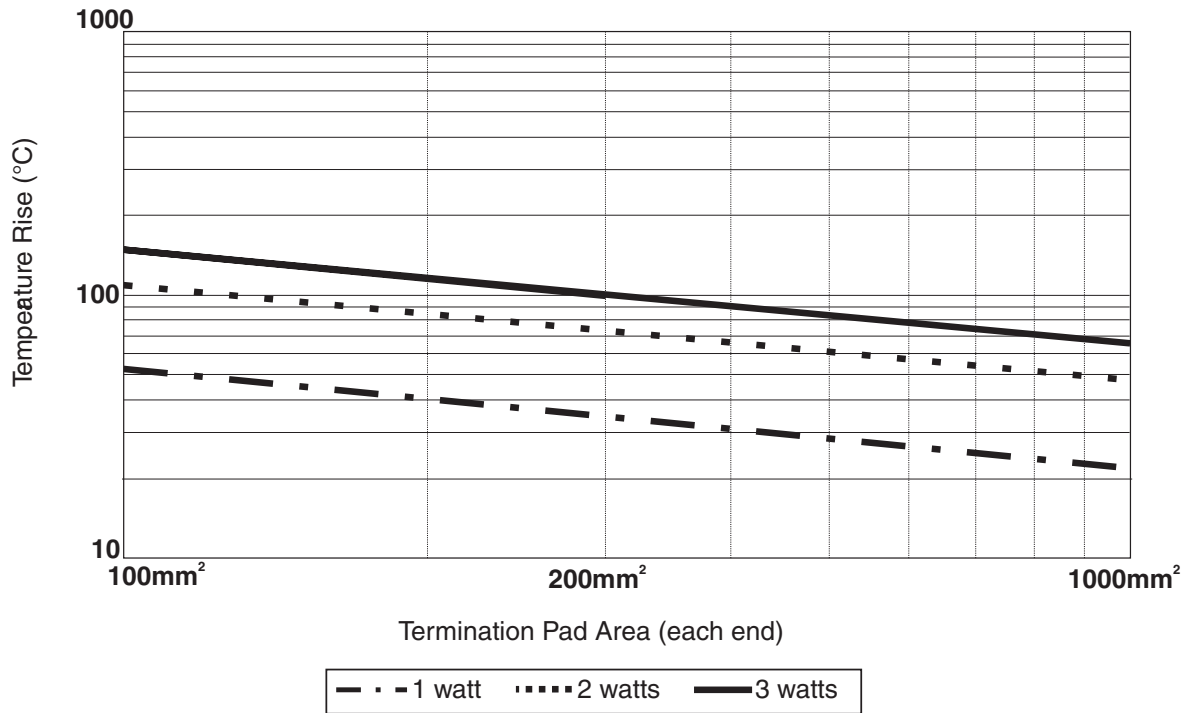


A subsidiary of
TT electronics plc
SC3 Series Issue July 2008

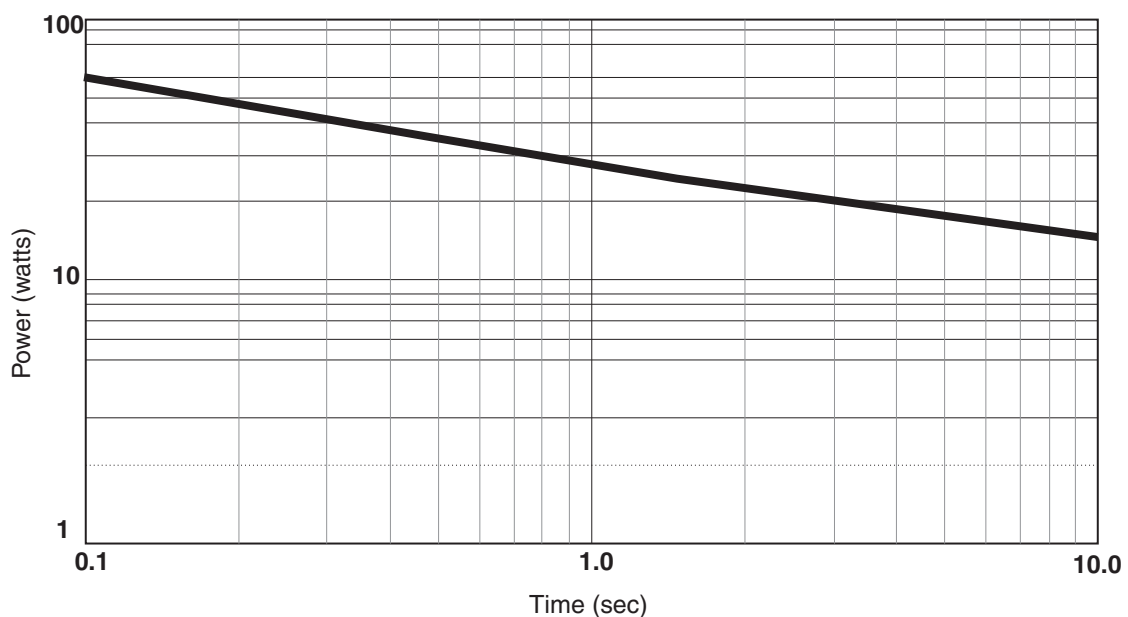
High Power Dissipation SMT Chip Resistor



Temperature Rise vs Pad Area



Pulse Power Rating



High Power Dissipation SMT Chip Resistor



Environmental Data

Environmental Test	Test Method	Specification
Thermal Shock	MIL-STD-202 Method 107 Condition B, -65°C + 125°C	$\Delta R \pm 0.5\% + 0.01\Omega$
Short-time Overload	2x rated power for 5 seconds	$\Delta R \pm 0.5\% + 0.01\Omega$
High Temperature Exposure	100 Hours, 150°C	$\Delta R \pm 0.5\% + 0.01\Omega$
Moisture Resistance	MIL-STD-202 Method 106	$\Delta R \pm 0.5\% + 0.01\Omega$
Load Life	Rated Power @ 70°C for 1000 hours; 1.5 hours 'on', 0.5 hours 'off'	$\Delta R \pm 1.0\% + 0.01\Omega$
Low Temperature Operation	1 hour @ -65°C followed by Rated power for 45 minutes	$\Delta R \pm 0.5\% + 0.01\Omega$
Resistance To Solder Heat	MIL-STD-202 Method 210 260°C, 5 seconds	$\Delta R \pm 0.25\% + 0.01\Omega$
Solderability	MIL-STD-202 Method 208 245°C, 5 seconds	95% coverage

Ordering Data

Prefix **SCW** - **SC3LF** - **33R0** - **F**

Model
 SC3 = 3 watt chip with standard Sn/Pb termination
 SC3LF = 3 watt chip with matte tin (Pb-free) termination

Resistance Code
 Standard 4-digit resistance code
 Example: 33R0 = 33Ω; 10K0 = 10,000Ω

Resistance Tolerance Code
 J = ±5%; G = ±2%; F = ±1%

Packaging
 Available in both bulk and tape & reel.

For additional information or to discuss your specific requirements,
 please contact our Applications Team using the contact details below.